



Create, Activate and Verify an Alternative Canvas Account


This guide provides step-by-step instructions on how to create a Canvas account, activate and verify your account. It is useful for individuals who need to access Canvas and do not have a University of Missouri System account.

Jessica Gordon | 26 steps | 3 minutes

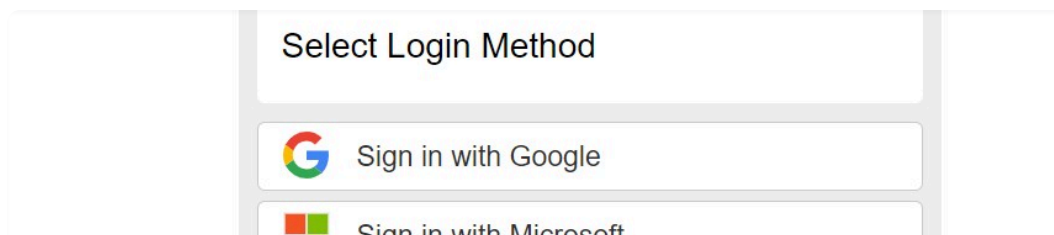
- Instructure
- Google SSO
- Gmail
- Scribe
- CIRRUSECURITY
- UMSYSTEM

1 Navigate to <https://canvas.umsystem.edu/>

2 Click "Alternative LOGIN"



3 Click "Other Login"





For more information on which login method to choose above, [click here](#).
For help logging in, please contact Missouri Online via email (canvas@umsystem.edu), chat or phone (855-675-0755).

4 Enter your email.



University of Missouri System
COLUMBIA | KANSAS CITY | ROLLA | ST. LOUIS

Login

Email address



Password

Login

[Forgot Password?](#)

[Create Account](#)

5 Create a password.





Email address

didigordo9@gmail.com

Password

|

Login

[Forgot Password?](#)

[Create Account](#)

6 Select "Create Account"

didigordo9@gmail.com

Password

.....

Login

[Forgot Password?](#)

[Create Account](#)

7 Enter your first and last name.

Home

Create Account

[Forgot Password](#)

[Change Password](#)

Create Account

Please enter the required information below. Then click the Create button to n

Required Information

First Name

Didi

Last Name

|

Email Address





Create

8 Click the "Email Address" field and enter your email.

Forgot Password
Change Password

Required Information

First Name
Didi

Last Name
Gordo

Email Address
|

Note: This cannot be a **umsystem.edu** email address.

Create

9 Select "Create"

Didi

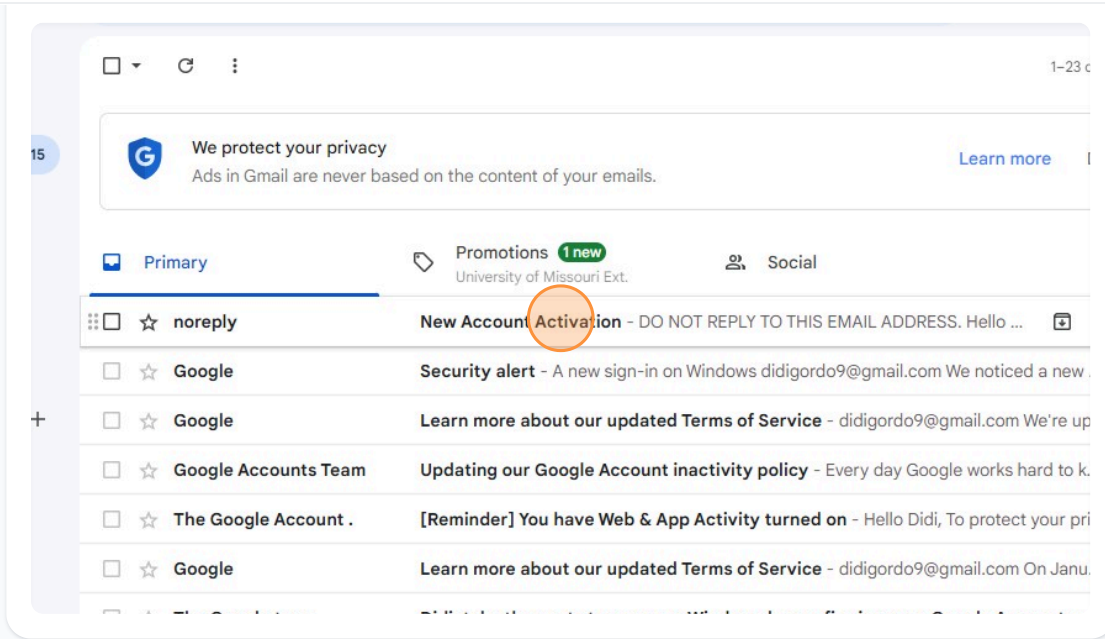
Last Name
Gordo

Email Address
didigordo9@gmail.com

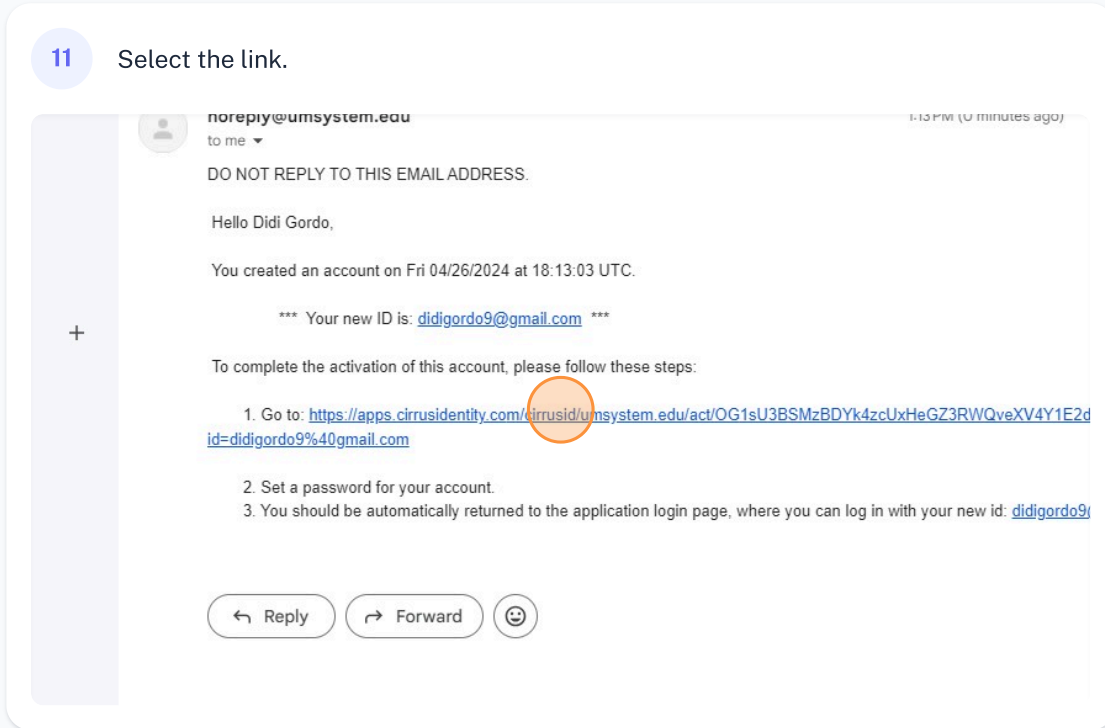
Note: This cannot be a **umsystem.edu** email address.

Create

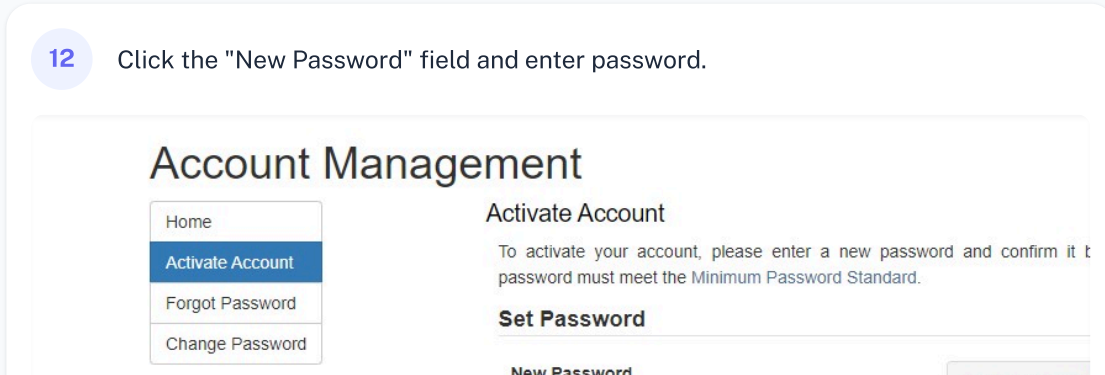




11 Select the link.



12 Click the "New Password" field and enter password.





- ✗ Minimum leng
- ✗ Number of ch
- ✗ Not part of us
- ✗ No parts of yc
- ✗ Not previous
- ✗ Passwords ai

13 Click the "New Password Confirmation" field and enter your password again.

- Home
- Activate Account**
- Forgot Password
- Change Password

Activate Account

To activate your account, please enter a new password and confirm it t password must meet the Minimum Password Standard.

Set Password

New Password

New Password Confirmation

Password comp

Strength:



- ✓ Minimum leng
- ✓ Number of ch
- ✓ Not part of us
- ✓ No parts of yc
- ✓ Not previous
- ✗ Passwords ai

Activate Account

14 Select "Activate Account"

New Password Confirmation

Password comp

Strength:



- ✓ Minimum leng
- ✓ Number of ch
- ✓ Not part of us
- ✓ No parts of yc
- ✓ Not previous
- ✓ Passwords ai

Activate Account





Account Management

- Home
- Activate Account**
- Forgot Password
- Change Password

Activate Account

You have successfully activated your account. If this account will be used to log in and complete some additional steps.

Please remember, your account ID is **didigordo9@gmail.com**

Press *Continue* when you are ready.

Continue

16 Click the "Password" field and enter your password.

Login

Email address

didigordo9@gmail.com

Password



Login

[Forgot Password?](#)

[Create Account](#)

17 Click Login.

Login

Email address

didigordo9@gmail.com

Password

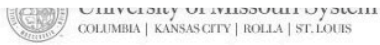
.....





Create Account

18 Click the "Email Address * (required)" field and enter your email.



FIND YOUR EXISTING ACCOUNT

Email Address *



19 Click "Submit"

D YOUR EXISTING ACCOUNT

didigordo9@gmail.com

* indicates required fields.

Submit

v1.7.6





20 You will receive another email from Gmail [System.edu](#). Access your email. Click "Email verification request from [umsystem.edu](#)"

16

We protect your privacy
Ads in Gmail are never based on the content of your emails.

Primary Show Me How Social

- ☆ noreply New Email verification request from umsystem.edu - In order to complete th...
- ☆ noreply New Account Activated - DO NOT REPLY TO THIS EMAIL ADDRESS. Hello Didi Gordo, You
- + ☆ noreply New Account Activation - DO NOT REPLY TO THIS EMAIL ADDRESS. Hello Didi Gordo,
- ☆ Google Security alert - A new sign-in on Windows didigordo9@gmail.com We noticed a new
- ☆ Google Learn more about our updated Terms of Service - didigordo9@gmail.com We're up
- ☆ Google Accounts Team Updating our Google Account inactivity policy - Every day Google works hard to k

Capturing outside the browser
No problem! To capture gmail applications, use Scribe I
 Don't remind me again.
[Get Scribe Pro](#) [Dismiss](#)

